

COLUMBIA HOUSING AUTHORITY

COLUMBIA HOUSING AUTHORITY ANNEX BUILDING RENOVATION

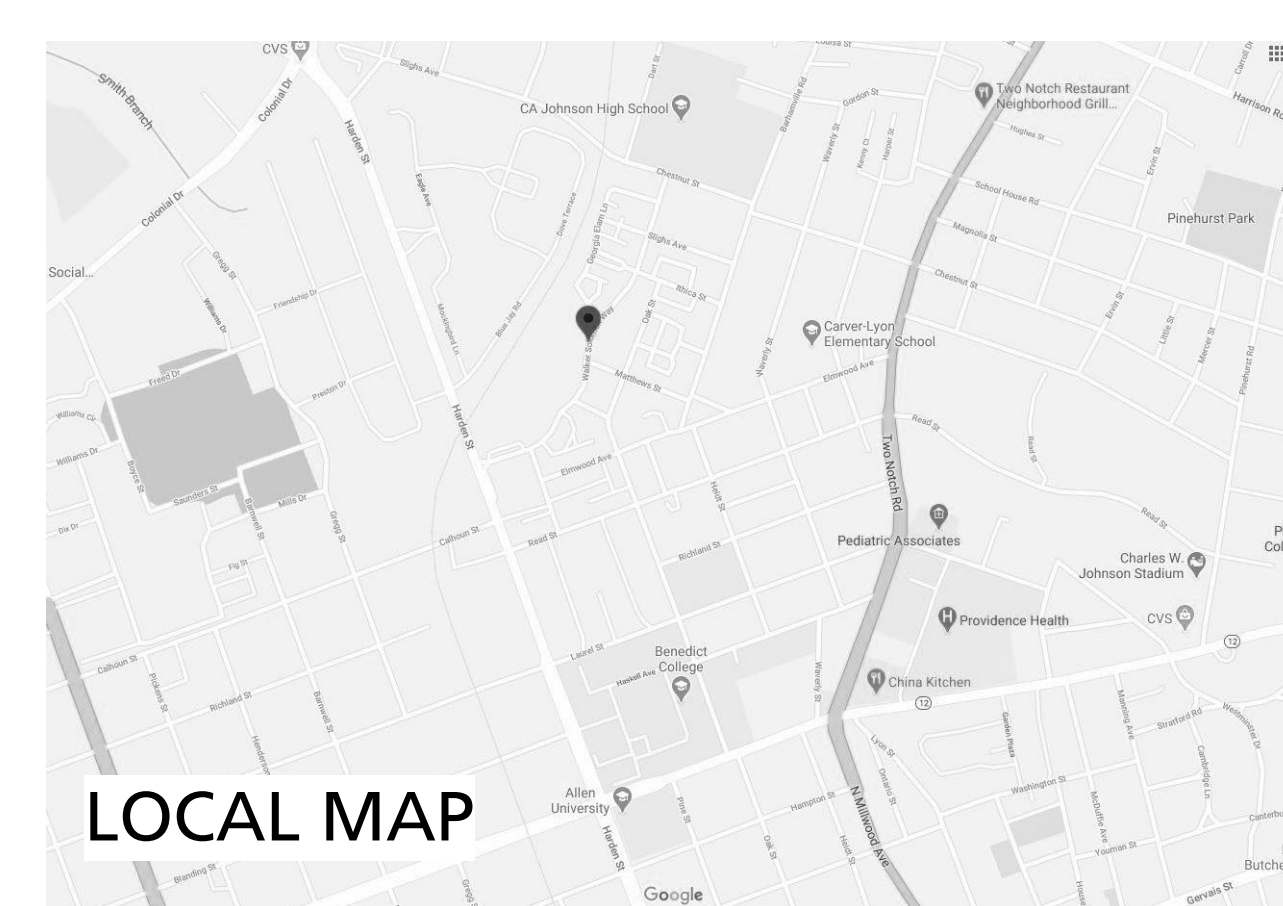
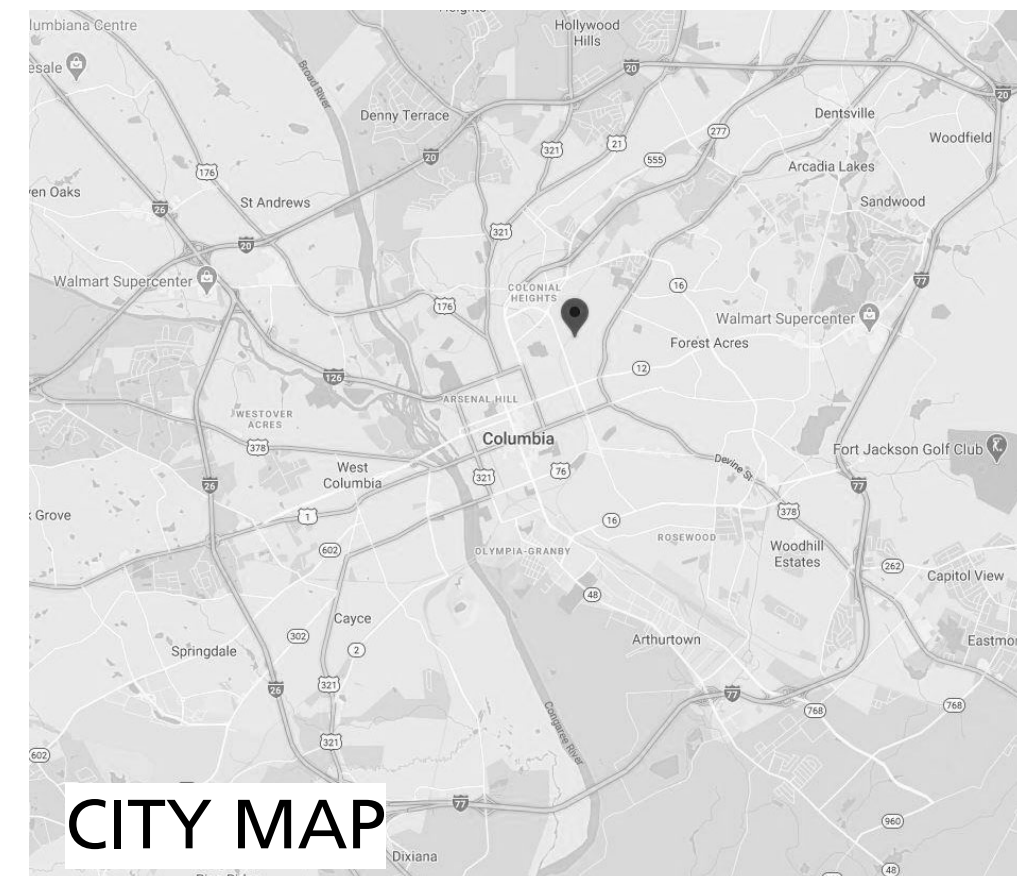
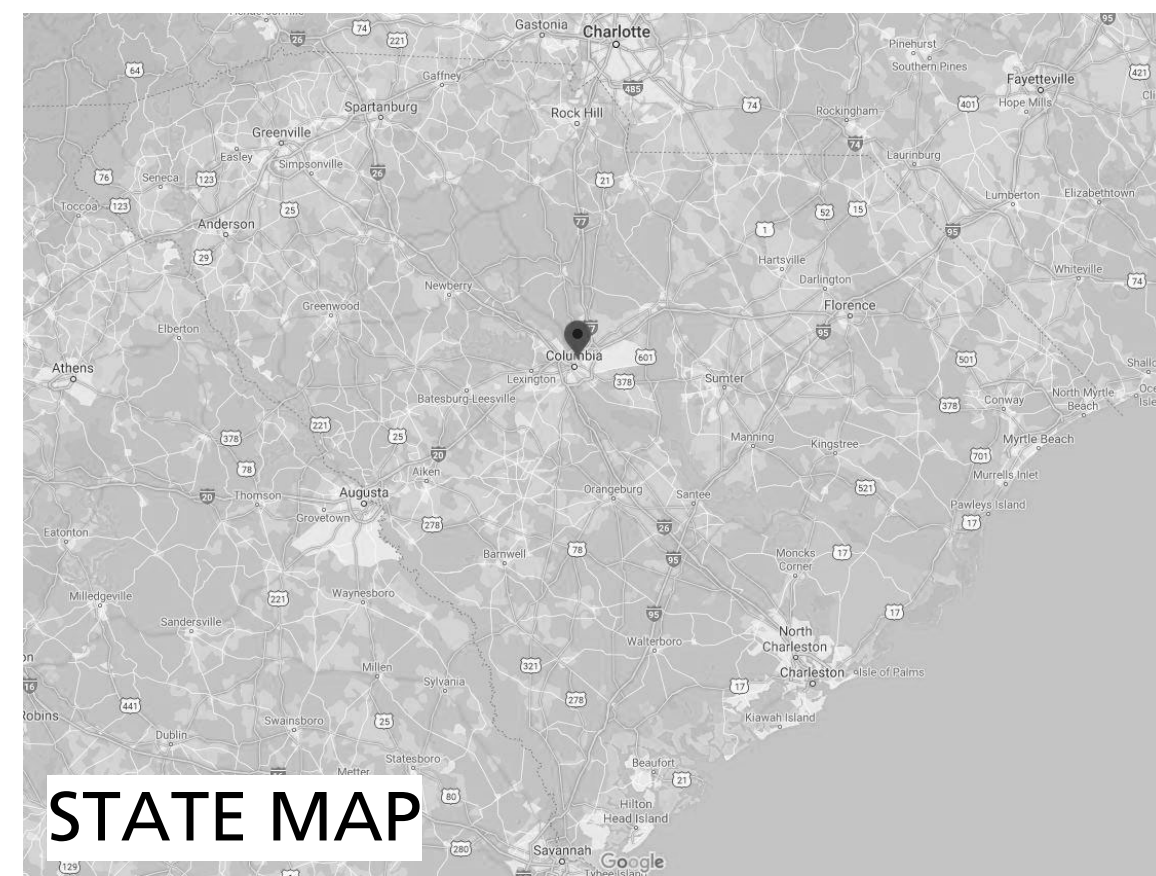
2133 WALKER SOLOMON WAY, COLUMBIA, SOUTH CAROLINA 29204



221 PICKENS STREET (29205)
POST OFFICE BOX 3875
COLUMBIA, SOUTH CAROLINA
29250
803.834.4048 p
803.834.4082 f
WWW.1X1DESIGN.COM

This drawing and the information shown thereon are property of 1x1 Design, Inc. This drawing may not be published, reproduced, copied, modified, uploaded, transmitted, posted, transferred or otherwise used without the prior written consent of 1x1 Design, Inc. Legal action will be pursued against all violators and infringers to the full extent possible.

DRAWING LIST	
SHEET NO.	Sheet Name
GENERAL	
CVR	COVER
G101	BUILDING CODE SUMMARY
G102	PARTITION TYPES
ARCHITECTURAL SITE	
A001	ARCHITECTURAL SITE PLAN
ARCHITECTURAL DEMOLITION	
AD101	DEMOLITION PLAN
AD102	DEMOLITION ATTIC PLAN
AD103	DEMOLITION ROOF PLAN
AD201	DEMOLITION RCP
ARCHITECTURAL	
A101	FLOOR PLANS
A102	ATTIC PLAN
A103	ROOF PLAN
A201	REFLECTED CEILING PLAN
A301	ENLARGED FLOOR PLANS
A401	ELEVATIONS
A501	BUILDING SECTIONS
A502	BUILDING SECTIONS
A601	WALL SECTIONS
A801	DOOR/WINDOW SCHEDULE
A901	FINISH SCHEDULE/MILLWORK
A902	MILLWORK
SPECIFICATIONS	
SP01	SPECIFICATIONS
STRUCTURAL	
S10	LINTEL PLAN AND DETAILS
MECHANICAL	
M0.01	MECHANICAL COVER SHEET
M1.01	MECHANICAL DEMOLITION FLOOR PLAN
M1.02	MECHANICAL DEMOLITION ATTIC PLAN
M1.03	MECHANICAL FLOOR PLAN
M1.04	MECHANICAL ATTIC PLAN
PLUMBING	
P0.01	PLUMBING LEGEND AND SPECIFICATIONS
P1.01	PLUMBING SANITARY DEMOLITION PLAN
P1.02	PLUMBING DOMESTIC WATER DEMOLITION PLAN
P1.11	PLUMBING SANITARY PLAN
P1.12	PLUMBING DOMESTIC WATER PLAN
P2.01	PLUMBING DETAILS
ELECTRICAL	
E001	ELECTRICAL LEGEND AND SCHEDULES
ED101	POWER DEMO PLAN - FIRST FLOOR
ED201	LIGHTING DEMO PLAN - FIRST FLOOR
E101	ELECTRICAL RENOVATION POWER PLAN - FIRST FLOOR
E201	LIGHTING RENOVATION PLAN - FIRST FLOOR
E301	ELECTRICAL PANEL SCHEDULES



DRAWING CONVENTIONS

① View Name
1/8" = 1'-0" VIEW INDICATOR

— LEVEL NAME
ELEVATION ELEVATION INDICATOR

☁ REVISION CLOUD

IDENTITY SYMBOLS

⊕ A COLUMN GRID

① BLOWUP DETAIL

① A101

REFERENCE SYMBOLS

① A101 WALL SECTION

① A101 ELEVATION

① A101 INTERIOR ELEVATION

① A101 DIMENSION CONVENTIONS

2'-0" 2'-0"

LINE SYMBOLS

— CENTER LINE

- - - DEMOLISHED

- - - HIDDEN

- - - OVERHEAD

— PROPERTY LINE

◆ MATCH LINE

- - - 1 HOUR RATING

- - - EXIT SEPARATION

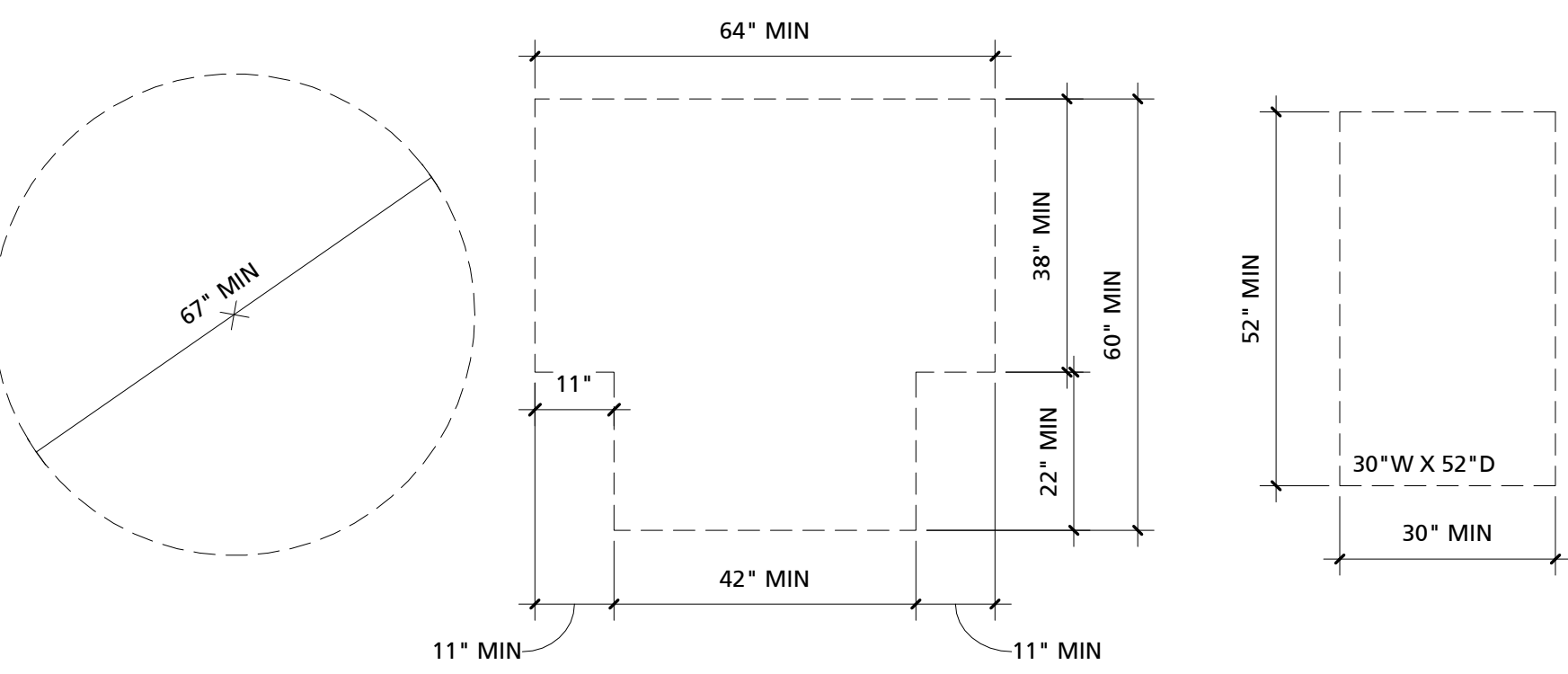
ABBREVIATIONS

Ⓢ	AT	MECH	MECHANICAL
AFF	ABOVE FINISH FLOOR	MFR	MANUFACTURER
APC	ACOUSTICAL PANEL CEILING	MIN	MINIMUM
ARCH	ARCHITECTURAL	MP	METAL PANEL
BLDG	BUILDING	MTL	METAL CORING
CL	CENTERLINE	NIC	NOT IN CONTRACT
CLR	CLEAR	NOM	NOMINAL
CO	CASED OPENING	NTS	NOT TO SCALE
CJ	CONTROL JOINT	OC	ON CENTER
CPT	CARPET	OPP	OPPOSITE
CTR	CENTER	OPNG	OPENING
CONC	CONCRETE	P	PAINT
CMU	CONCRETE MASONRY UNIT	PEMB	PRE ENGINEERED METAL BUILDING
DN	DOWN	PL	PLASTIC LAMINATE
DS	DOWNSPOUT	PT	PORCELAIN TILE
DWG	DRAWING	PTB	PORCELAIN TILE BASE
EFS	EXTERIOR INSULATION AND FINISH SYSTEM	PTW	PRESSURE TREATED WOOD
EJ	EXPANSION JOINT	PWDR	POWDER ROOM
EL	ELEVATION	RB	RUBBER BASE
ELEC	ELECTRICAL	REQD	REQUIRED
ELEV	ELEVATOR	RD	ROOF DRAIN
EQUIP	EQUIPMENT	RMA	RESILIENT MOLDING ACCESSORIES
ES	EDGE STRIP	SC	SEALED CONCRETE
EWV	ELECTRIC WATER COOLER	SF	SQUARE FEET
EXP	EXPOSED	SIM	SIMILAR
EXT	EXTERIOR	SPEC	SPECIFICATIONS
EXTP	EXTERIOR PAINT	SS	SOLID SURFACES
EXTG	EXISTING	ST	STUCCO
FCO	FLOOR CLEANOUT	STD	STANDARD
FD	FLOOR DRAIN	STW	STAIN WOOD
FE	FIRE EXTINGUISHER	STR	STRUCTURAL
FEC	FIRE EXTINGUISHER CABINET	TOS	TOP OF STEEL
GC	GENERAL CONTRACTOR	TYP	TYPICAL
GL	EXTERIOR GLAZING	UNO	UNLESS NOTED OTHERWISE
GR	GROUT	VIF	VERIFY IN FIELD
GT	GLASS TILE	VWC	VINYL WALLCOVERING
GWB	GYPSON BOARD	W	WIDTH
HM	HOLLOW METAL	WCO	WALL CLEANOUT
HVAC	HEATING, VENTILATION, AIR-CONDITIONING	WWF	WELDED WIRE FABRIC
INSUL	INSULATION	WB	WELDED WIRE FABRIC
LVT	LUXURY VINYL TILE	XB	X-BRACING
MAX	MAXIMUM	XTR	EXISTING TO REMAIN

DIAGRAMS BELOW BASED ON ICC/ANSI A117.1-2017

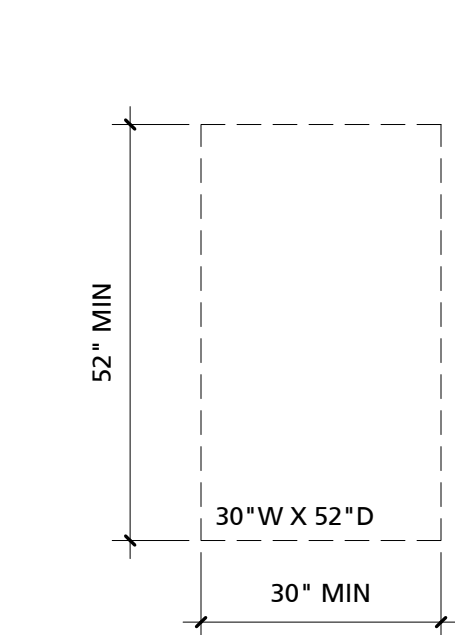
TURNING SPACE

REQUIRED WITHIN ALL ACCESSIBLE RESTROOMS



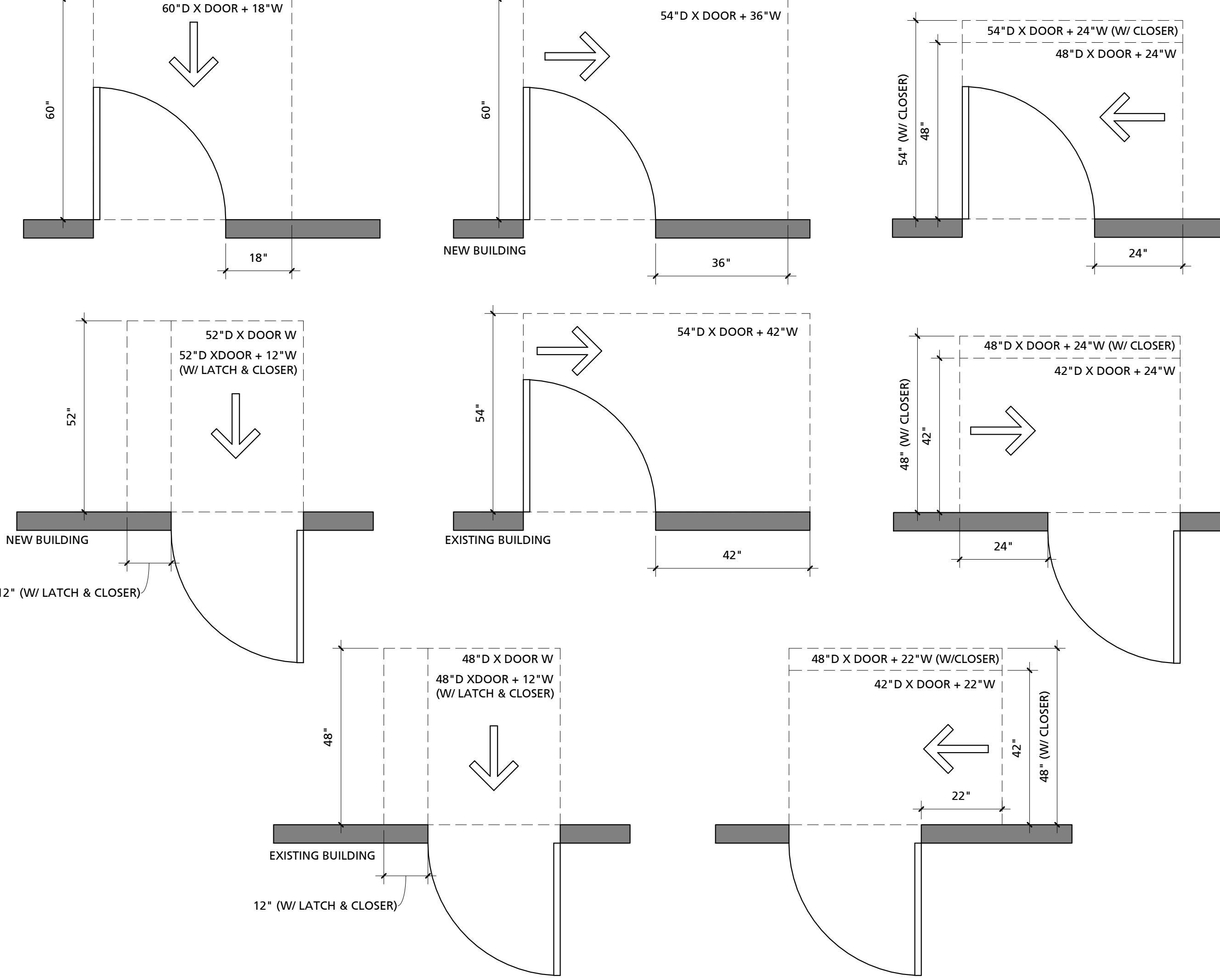
CLEAR FLOOR SPACE

REQUIRED AT ALL ACCESSIBLE LAVATORIES, TOILET COMPARTMENTS AND URINAL COMPARTMENTS



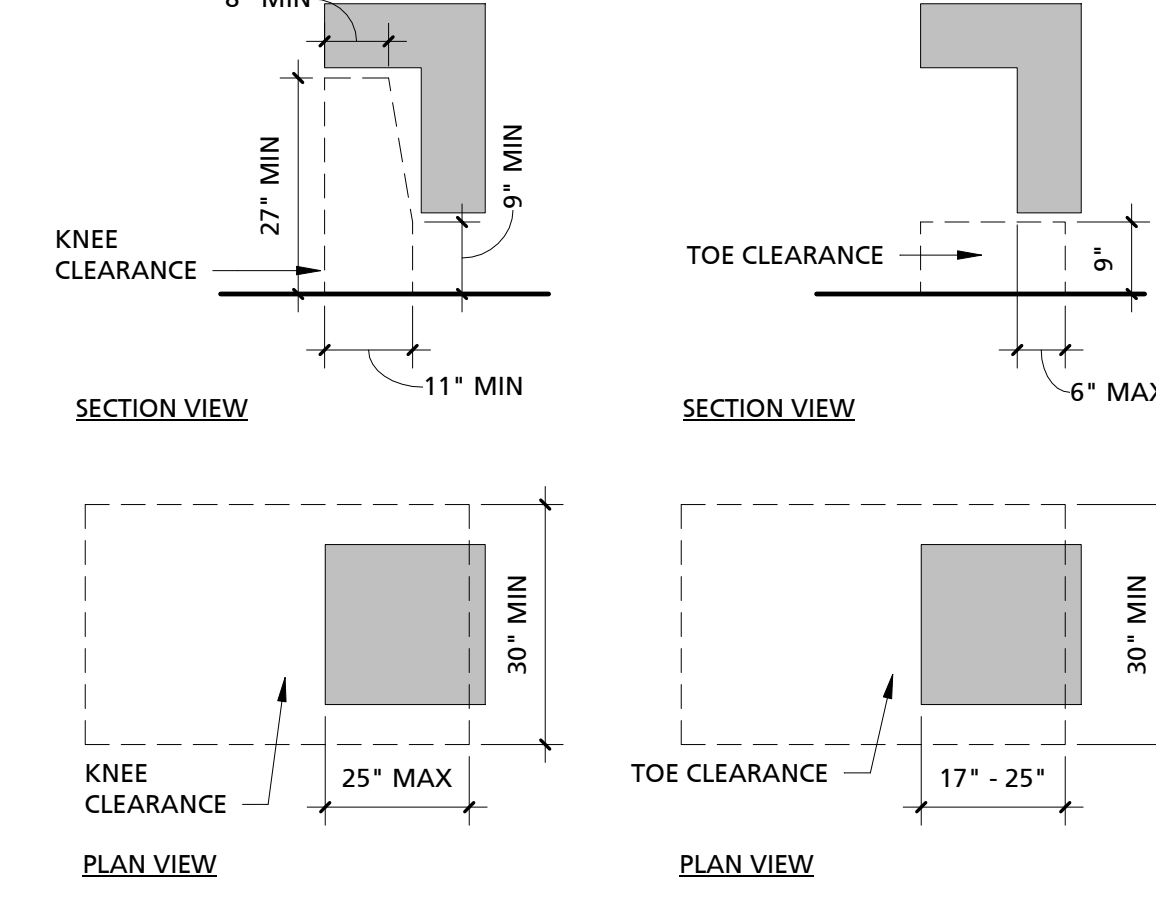
DOOR CLEARANCE

REQUIRED AT ALL ACCESSIBLE DOORS. ARROW INDICATES APPROACH.



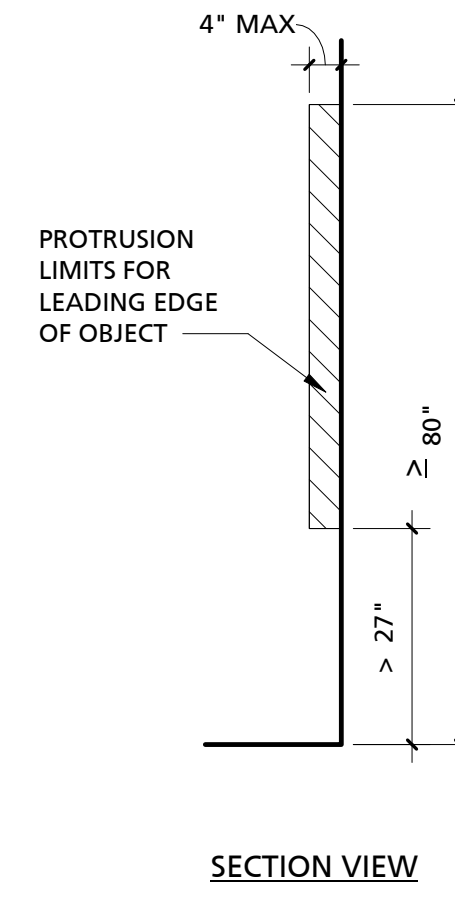
KNEE AND TOE CLEARANCE

REQUIRED AT ALL ACCESSIBLE LAVATORIES AND COUNTERS



PROTRUDING OBJECTS

REQUIRED FOR ALL WALL-MOUNTED OBJECTS LOCATED ALONG CIRCULATION PATHS



RELEASED FOR PLAN REVIEW AND BIDDING - MAY 4, 2021

COLUMBIA HOUSING AUTHORITY
COLUMBIA HOUSING AUTHORITY ANNEX BUILDING RENOVATION
2133 WALKER SOLOMON WAY, COLUMBIA, SOUTH CAROLINA 29204

REVISIONS		
No.	Description	Date
1	ADD #2	5.1.2021

PROJECT NUMBER: C-19-066-2
SHEET NAME: CVR
COVER
DATE: 05/04/2021

9/17/2021 3:35:04 PM

